



Booster Pump Systems Horizontal Type - Single Inverter for Volute Pu GZ - GS Series

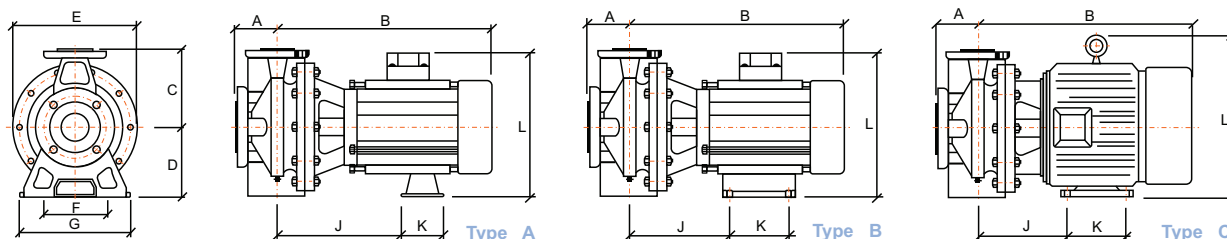
Applications

- Water supply for villas and apartments
- General housings and commercial buildings where pressurization is necessary
- Mansions, Motels and Schools having shortage in water pressure
- Sprinkling system & water treatment facility

Features

- Saves large energy cost and maintains perfect constant pressure with the help of PID control, which is built in the inverter
- Starts & stops by inverter control, reducing pump noise & vibration
- Low water level auto detection & various pump protection functions
- Pump is completely made of SS304, always supplying clean water

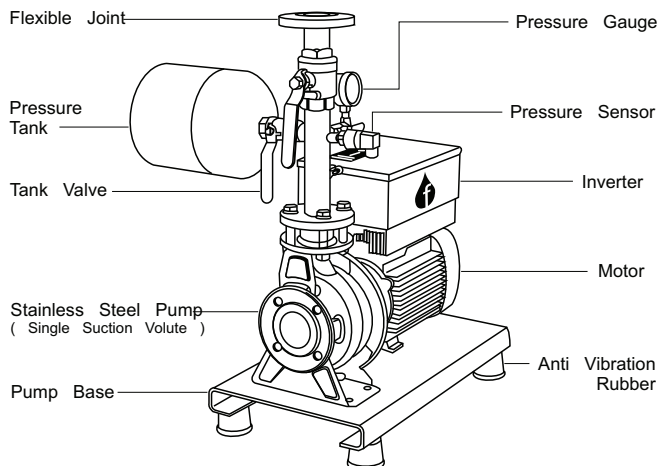
Outline Diagrams



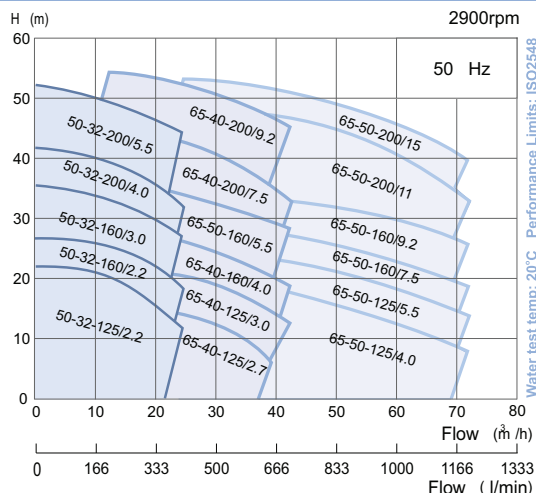
Performance Data & Dimensions

Model 415 V	Power		Flow (m ³ /hr)	Head (m)	Diameter (mm)		Dimensions (mm)											Weight Kg.
	KW	HP			Suc.	Dis.	Type	A	B	C	D	E	F	G	J	K	L	
GZ-50-32-125/2.2-GS	2.2	3.0	12.5	21~11	50	32	A	80	412	160	132	244	190	240	223	42	252	30
GZ-50-32-160/2.2-GS	2.2	3.0	10	26~18	50	32	A	80	412	160	132	244	190	240	223	42	252	30
GZ-50-32-160/3.0-GS	3.0	4.0	12.5	35~27	50	32	A	80	401	160	132	244	190	240	241	38	269	35
GZ-50-32-200/4.0-GS	4.0	5.5	10	40.5~30	50	32	A	80	439	180	160	295	190	240	233	48	297	43
GZ-50-32-200/5.5-GS	5.5	7.5	12.5	50~44.5	50	32	B	80	502	180	160	295	190	240	205	140	340	63
GZ-65-40-125/2.2-GS	2.2	3.0	20	15.5~6	65	40	A	80	409	160	132	244	190	240	220	42	252	30
GZ-65-40-125/3.0-GS	3.0	4.0	25	21.8~12.5	65	40	A	80	399	160	132	244	190	240	238	38	269	36
GZ-65-40-160/4.0-GS	4.0	5.5	20	28.5~19	65	40	A	80	399	160	132	244	190	240	233	48	269	40
GZ-65-40-160/5.5-GS	5.5	7.5	25	36~29	65	40	B	80	502	160	132	244	190	240	205	140	312	62
GZ-65-40-200/7.5-GS	7.5	10.0	20	44.5~33	65	40	B	100	502	180	160	295	212	265	205	140	340	68
GZ-65-40-200/9.2-GS	9.2	12.5	25	43.5~45.5	65	40	B	100	541	180	160	295	212	265	224	140	340	78
GZ-65-50-125/4.0-GS	4.0	5.5	40	47~8	65	50	A	100	409	180	160	244	212	265	243	48	297	41
GZ-65-50-125/5.5-GS	5.5	7.5	50	22.5~14	65	50	B	100	512	180	160	244	212	265	215	140	340	62
GZ-65-50-160/7.5-GS	7.5	10.0	40	29.5~19	65	50	B	100	512	180	160	244	212	265	215	140	340	67
GZ-65-50-160/9.2-GS	9.2	12.5	50	19~27.5	65	50	B	100	551	180	160	244	212	265	215	140	340	77
GZ-65-50-200/11-GS	11.0	15.0	40	28~33	65	50	C	100	596	200	160	295	212	265	215	210	385	135
GZ-65-50-200/15-GS	15.0	20.0	50	37~40	65	50	C	100	596	200	160	295	212	265	215	210	385	146

Product Details



Performance Curves



CATALOGUE BOOSTER PUMP SYSTEMS - HORIZONTAL TYPE - GZ-GS